

北师大版七年级英语上册电子课本（2013 年最新版）

基本说明：

- 1、本电子课本共分为 A,B 两部分。由于上传的限制，本篇为 A 部分；
- 2、本篇为 pdf 文档，可以提供 word 及图片文档；
- 3、本内容由美英桥整理，版权归相关的出版社；
- 4、本系列北师大版（北京师范大学出版社）英语电子课本是一个系列，覆盖初中从初一到初三的所有电子课本（电子书），具体如下：

	课本内容
1	北师大版七年级英语上册电子课本（2013 年最新版）
2	北师大版七年级英语下册电子课本（2013 年最新版）
3	北师大版八年级上册英语电子课本（2013 年最新版）
4	北师大版八年级下册英语电子课本（2013 年最新版）
5	北师大版九年级全一册英语电子课本（2013 年最新版）

- 5、如果需要全部或者全系列的 pdf 文档，请发邮件 2487452826@qq.com 进行索取。



义务教育教科书

英语

ENGLISH

七年级(上册)



北京师范大学出版社

BEIJING NORMAL UNIVERSITY PRESS

义务教育教科书

ENGLISH
英 语

七年级 上册

北京教育科学研究院 编写



北京师范大学出版社
·北京·

前言

同学们:

翻开教材,你们会发现,这本教材的每个单元包含不同的学习板块。了解教材的内容和结构对充分利用教材展开学习有重要意义。下面我们就一起看看各个板块的主要内容和功能吧。

 Getting Ready	这是每个单元的起始。你们将在这个板块了解单元话题和单元学习目标,学习话题词汇,并使用这些词汇进行初步的讨论。
Lessons	每单元有三个语言输入课。你们将在这些课中学习语言知识,提升语言技能。 
Communication Workshop	这一课是语言输出课。你们将在学习范文的基础上,逐步提高英语写作和口语表达的能力。 
 Check Your Progress	学完了前面的内容,你们将在这里对所学内容进行自我检测,了解自己的学习效果。
Across Cultures / Fun Zone	这两个板块呈现了中外文化知识和轻松、有趣的英语活动,是弹性学习内容。你们可以根据学习情况选择使用。 
Study Help	你们将在这个板块了解多种学习策略。试试看,你们会发现适合自己的学习方法。 
 Unit Diary	这是每个单元的结尾。反思一下,自己在这个单元学到了什么,有哪些进步,哪里有待提高。

教材除了以上主要学习单元外,还设计了丰富的**自主学习资源**。如果有兴趣,请读一读**Literature Spot**中的经典文学作品,与其他同学合作完成**Project**,做一做**Workbook**中与学习单元配套的练习。如果学习中遇到了困难,试着到**Grammar Summary**、**Notes to the Texts**以及**词表**中查找答案。衷心希望你们感受英语学习的快乐,不断进步!

Scope and Sequence

	Topic	Functions
Get Ready	A You (pp. 4~7)	• Meeting people • Talking about nationalities • Greetings
	B Your Friends (pp. 8~11)	• Introducing a person • Greetings • Expressing thanks • Asking for and giving directions
	C Your Family (pp. 12~15)	• Talking about people • Talking about jobs • Talking about time • Talking about routine
	D Your Classroom (pp. 16~19)	• Talking about things in a classroom • Giving instructions
	E Your Room (pp. 20~23)	• Talking about a bedroom • Talking about colours

Unit	Skills
1 Family 25~36	Reading: Photos of Us; What Do They Look Like? Listening: Happy Birthday! Speaking: Introducing family members; describing a person Writing: My Family
2 School Life 37~48	Reading: School Things; Before Class Listening: A School Day Speaking: Talking about school things and school activities Writing: My Favourite School Day
3 Home 49~60	Reading: Time to Tidy; Near My Home Listening: Whose Ball Is This? Speaking: Talking about things in and around your home Writing: My Room
4 Interests and Skills 61~72	Reading: My Interests; China's Got Talent Listening: A Skills Survey Speaking: Talking about skills and interests Writing: Me and My Friend
Appendices	pp. 73~129

Vocabulary	Grammar	Phonics
<ul style="list-style-type: none"> • Countries • Time 	<ul style="list-style-type: none"> • <i>Be</i> • 句子种类 	The Alphabet
<ul style="list-style-type: none"> • Subjects • Numbers 1-20 	<ul style="list-style-type: none"> • 人称代词/物主代词 • 数字 	a, e, i, o, u
<ul style="list-style-type: none"> • Family members • Numbers 21-100 	<ul style="list-style-type: none"> • Jobs • Meals • 数字 	p, b, t, d, c/k, g
<ul style="list-style-type: none"> • School things 	<ul style="list-style-type: none"> • 名词复数 • 方位介词 • 祈使句 	f, v, w, m, n, s, z
<ul style="list-style-type: none"> • Bedroom things • Colours 	<ul style="list-style-type: none"> • 指示代词 	l, r, h, j, qu, x, y

Functions	Vocabulary	Grammar	Pronunciation
<ul style="list-style-type: none"> • Introducing a person • Likes and dislikes 	<ul style="list-style-type: none"> • Family members • Adjectives • Interests 	<ul style="list-style-type: none"> • 人称代词 / 物主代词 • 冠词 	<ul style="list-style-type: none"> • /æ/ • /e/, /ə/ • /p/, /t/
<ul style="list-style-type: none"> • Asking for and offering help 	<ul style="list-style-type: none"> • School things • Verbs • Time 	<ul style="list-style-type: none"> • <i>Have / has</i> • 时间介词 	<ul style="list-style-type: none"> • /i:/ • /ɪ/, /i/ • /b/, /d/, /g/
<ul style="list-style-type: none"> • Talking about things in and around your home • Talking about existence 	<ul style="list-style-type: none"> • Rooms • Furniture • Personal things • Places 	<ul style="list-style-type: none"> • 方位介词 • 物主代词 • <i>There be</i> 	<ul style="list-style-type: none"> • /ə/ • /ɔ:/ • /k/
<ul style="list-style-type: none"> • Agreeing and disagreeing • Likes and dislikes 	<ul style="list-style-type: none"> • Interests • <i>Also and too</i> • Abilities 	<ul style="list-style-type: none"> • 特殊疑问句 • <i>Can / can't</i> 	<ul style="list-style-type: none"> • /ʊ/ • /u:/, /ju:/ • /s/, /z/

A You

Get Ready

Warm-up

- 1 Look and match the photos with the countries.

Key Words: Countries

Australia, Canada, China, the United Kingdom, the United States



- 2 Look at the flags and spell the country names.



C _ _ _ a

the Un _ _ _ d
St _ _ _ s



the U _ i _ _
K _ _ _ d _ _

C _ _ _ a



A _ _ tr _ l _ a

Reading

- 3 Read and listen. Complete the dialogue with the country names.



Steve: Hi, everyone.

Amy: Hello. My name is Amy. What's your name?

Steve: I'm Steve. Nice to meet you.

Amy: Nice to meet you, too. Are you from 1 _____?

Steve: No, I'm not. I'm from 2 _____. Where are you from?

Amy: I'm from 3 _____.

Steve: Cool!

- 4 Where are the students from? Complete the table.

Name	Country
Steve	
Amy	

Speaking

- 5 Role-play Work in pairs and role-play the dialogue.

Language Focus *be*

6 Look at the table. Then complete the sentences.

肯定句	
I'm (am)	from Canada.
He/She/It's (is)	
You/We/They're (are)	

否定句	
I'm not (am not)	from Canada.
He/She/It isn't (is not)	
You/We/They aren't (are not)	

一般疑问句		答句	
Am I		Yes, you are.	No, you aren't.
Is	he/she/it from Canada?	Yes, he/she/it is.	No, he/she/it isn't.
Are	you/we/they	Yes, we/you/they are.	No, we/you/they aren't.

特殊疑问句	
What's (is) your name?	
Where're (are) you from?	

Sally	John	Jenny	Daniel	Rick
the UK	the US	Australia	Canada	the UK

- A: _____ you from the UK, John?
B: No, I _____. I _____ from the US.
- Jenny _____ from the US. She _____ from Australia.
- Sally and Rick _____ John's friends. They _____ from the UK.
- Daniel _____ Jenny's friend. He _____ from Canada.

7 Use the words to write questions. Then answer the questions.

- is / your name? / what
- you / are / from the United Kingdom?
- you / from? / are / where
- you / a student? / are

8 Read the Key Expressions and complete the dialogue.

Key Expressions: Meeting people

Hello. / Hi. My name is ...
What's your name?
Where are you from?
Nice to meet you.

Bob: Hi. My 1 _____ is Bob. 2 _____'s your name?

Sally: 3 _____. I'm Sally. 4 _____ to meet you.

Bob: 5 _____ are you from?

Sally: Canada. And you?

Bob: I'm 6 _____ the United States.

Speaking

9 **Role-play** Choose a name and a country. Talk in pairs and role-play the students.

Name	
Country	

Example

A: Hi. My name is Jenny. What's your name?

B: I'm Chen Hua. I'm from China. Where are you from?

A: I'm from Australia.

A You

Everyday English

1 Look and match the time with the Key Words.



Key Words: Time

afternoon, evening, morning, night

9:00	-	_____
15:00	-	_____
19:00	-	_____
22:00	-	_____

2 Listen to the dialogues. Number the pictures.

Key Expressions: Greetings

Good morning / afternoon / evening.
Goodbye. / Bye. / Good night.

a



b



c



d



3 Listen to the dialogues again and circle the correct words.

- 1 Jerry is / **isn't** tired.
- 2 The English class is in the **morning** / **afternoon**.
- 3 Ann is listening to music in the **morning** / **evening**.
- 4 Nancy is / **isn't** late for her class.

4 **Song** Match the lines from the Beatles' song *Hello, Goodbye*. Then listen and check.

- | | |
|--------------------|----------------------------|
| 1 You say yes. | a) and I say hello. |
| 2 You say stop, | b) You say low. |
| 3 You say goodbye, | c) and I say I don't know. |
| 4 I say high. | d) and I say go, go, go. |
| 5 You say why, | e) I say no. |

5 Listen to the song again and sing along.

You say yes. I say no. You say stop, and I say go, go, go. Oh no.

You say goodbye, and I say hello. Hello, hello. I don't know why you say goodbye. I say hello. Hello, hello. I don't know why you say goodbye. I say hello.

I say high. You say low. You say why, and I say I don't know. Oh no.



The Alphabet

6 **Chant** Listen and chant along.

Aa Bb Cc Dd Ee Ff Gg
 Hh Ii Jj Kk Ll Mm Nn
 Oo Pp Qq Rr Ss Tt Uu
 Vv Ww Xx Yy Zz

7 Listen again and write down the missing capital letters.



9 Listen and write down the names.

1 _____ 4 _____
 2 _____ 5 _____
 3 _____ 6 _____

10 Look at the letters. Use them to spell five words.

a	m	g	r	u	c
h	d	x	j	t	f
e	p	v	y	k	w
n	i	s	e	p	b
d	g	l	h	o	l

8 Listen and touch the letters you hear.



B Your Friends

Warm-up

- 1 Look at the Key Words. Match them with the photos.

Key Words: Subjects

art, Chinese, English, geography, history, maths, music, PE, science

Reading

- 2 Read the email. Complete the information about Lin Xinxin and her brother.



Hi, Bob,

Look! This is my friend Lin Xinxin. She's twelve years old. She is a new student in our class. That is her brother. His name is Lin Yangyang. He's ten. They're from Beijing. Xinxin is good at sports. Her favourite subject is PE. Yangyang is good at maths. His favourite subject is science. He isn't good at sports.

Jim

Name: Lin Yangyang
 Country: _____
 City: Beijing
 Family: mum, dad and one _____
 Favourite subject: _____
 Good at: _____



Name: Lin Xinxin
 Country: China
 City: _____
 Family: mum, dad and one _____
 Favourite subject: _____
 Good at: _____



- 3 Listen and read aloud.

- 4 Role-play Role-play Xinxin or Yangyang and Jim. Make a dialogue in pairs.

Example

Jim: Hi, Xinxin. What's your favourite subject?
Xinxin: My favourite subject is ...
Jim: Are you good at ...?
Xinxin: Yes, I am.

Language Focus 1

人称代词 / 物主代词

- 5 Look at the table. Then complete the sentences with the correct words.

人称代词 (主格)	形容词性物主代词
I am from America.	My favourite class is maths.
You are from Canada.	Your name is Mark.
He is from Australia.	His sister is Kathy.
She is from England.	Her brother is Jeff.
They are from China.	Their teacher is Miss Tang.
We are good at sports.	Our art class is good.
It is my favourite song.	Its name is "Goodbye".

- _____ am Jeff. He is _____ (I) brother. _____ name is John.
- Jenny and I are friends. _____ are in Class 2. Miss Woods is _____ teacher.
- A: This song is good.
B: Yeah. _____ is my favourite song. _____ name is "Sing".
- A: Is that _____ (you) friend Tom?
B: No, that's _____ (I) friend Tony. _____ is from England.
- A: Is she _____ friend?
B: Yes, _____ is my friend. _____ name is Linda.
- Terry and Jim are new students in our class. _____ are from China. _____ favourite subject is maths.
- A: Are _____ (you) and John brothers?
B: No, _____ are good friends.



Language Focus 2 数字 1

- 6 Look at the Word Builder. Write the missing numbers. Then listen and check.

Word Builder	
1 one	11 eleven
2 two	12 twelve
3 three	13 thirteen
4 four	14 fourteen
5 five	15 fifteen
6 six	16
7 seven	17
8 eight	18
9 nine	19
10 ten	20 twenty

- 7 Look at the pictures. Say each player's number.



- 8 Listen to the dialogue. Write the ages of the children.

Jeff ___ Jim ___ Bob ___ Jenny ___ Linda ___

Speaking

- 9 How old are you and your friends? Talk in pairs.

Example

- A: How old are you?
B: I'm thirteen years old.
A: How about Jiaming?
B: He's fourteen.

B Your Friends

Everyday English

- 1 Read the Key Expressions and complete the dialogues. Then listen and check.

Key Expressions: Greetings / Expressing thanks

How are you?
 Fine. / I'm very well. Thank you.
 I'm fine. Thanks. How about you?
 Very well. Thank you. And you?
 Thank you. / Thank you very much. / Thanks.
 You're welcome.

Mr Jones: Hello, Linda. 1 _____ are you?

Linda: I'm fine. Thanks. How 2 _____ you?

Mr Jones: I'm very 3 _____. Thank you.

Ben: Hey, Steve! Here are your science books.

Steve: Oh. Thank you 4 _____ much.

Ben: You're 5 _____.

Mr Green: Hi, Winnie. Happy birthday!

Winnie: Thank you very 6 _____.

Mr Green: How are you today?

Winnie: Very well. 7 _____ you. And you?

Mr Green: Fine. Here are some balloons for you.

Winnie: Thank 8 _____!



- 2 Read the Key Expressions.

Key Expressions: Asking for and giving directions

Where's the ...?
 Go straight.
 Turn left. / Turn right.

- 3 Put the sentences below in the correct order. Then listen and check.



Steve: 1 _____

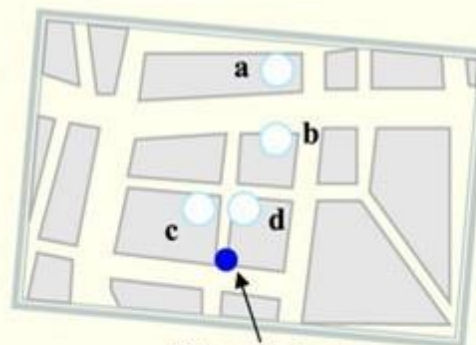
Tina: 2 _____

Steve: 3 _____

Tina: 4 _____

- a) You're welcome.
 b) Go straight and turn left.
 c) Hi, Tina. Where's the library?
 d) Thank you very much.


- 4 Where is the library? Tick the correct circle.



Steve is here.

Letters and Sounds

5 Listen and say the words. Pay attention to the red letters.

a → 

e → 

i → 

o → 

u → 

6 Read the note. Find the underlined word that has the same sound as the letter in blue.

Hello. My name's Greg. I'm thirteen years old. I'm a student in Class Seven. My favourite subjects are history and geography. I'm good at maths, too. That's my little brother, Jimmy. He's nine years old. His favourite subjects are English and music. He's good at science, too. We're from China.

- 1 name - _____ 2 at - _____
 3 he - _____ 4 seven - _____
 5 history - _____ 6 five - _____
 7 hello - _____ 8 student - _____

7 Circle the words with different sounds. Then listen and check your answers.

- 1 a) Canada b) thank c) Australia
 2 a) very b) she c) eleven
 3 a) often b) old c) hello
 4 a) fine b) Chinese c) it
 5 a) six b) China c) this
 6 a) student b) music c) bus

8 **Game** Work in pairs. Choose a sound and test your partner.

Example

A: Say a word with the /æ/ sound, like "at".

B: Maths.

A: Yes!

C Your Family

Warm-up


1 Look at Kevin's family photos. Who are the people? Read the text and label the photos.

Key Words: Family members

aunt, brother, dad, grandma, grandpa, mum, sister, uncle

Family Photos of the Week – Kevin Brown

I'm Kevin. I have a little brother. He is five. Our mum and dad love us very much. I have an aunt. She is my mum's sister. The handsome man is my uncle. He is very nice. My grandma and grandpa are over 60 years old. They both love riding bikes.



Reading

2 Look at the photos. Complete the dialogue with the Key Words. Then listen and check.

Key Words: Jobs

bus driver, cook, doctor, factory worker, farmer, nurse, taxi driver, teacher



- Amy:** Who's that?
Lili: That's my grandpa. He's 68.
Amy: What does he do?
Lili: He's a 1 _____. He knows a lot about Chinese medicine.
Amy: And who's this? Is he your dad?
Lili: No, he's my uncle. He's a 2 _____. He's really good.
Amy: Is that your mum?
Lili: Yeah, she's a 3 _____. That's my aunt. She's a maths 4 _____. She's very kind.



Speaking

- 3 **Role-play** Role-play Lili in Exercise 2. Introduce the family members in the photos.

Example

*This is my grandpa. He's a doctor.
He knows a lot about Chinese medicine. That's ...*

- 4 **Read the Key Expressions.**

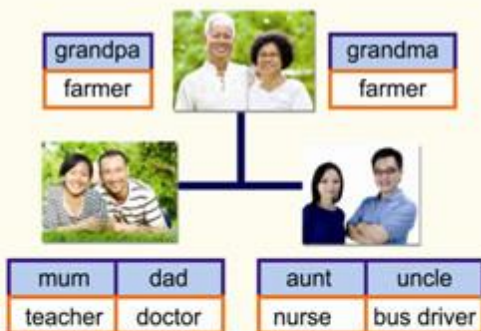
Key Expressions: Talking about people

Who's this / that / he / she?
That's / This is / It's / He's /
She's my uncle / aunt.
What does he / she do?
He's / She's a doctor.

- 5 **Pair Work** Look at the information. Role-play the students.

Example

Girl: *Who's that?*
Boy: *That's Li Ming's grandpa.*
Girl: *What does he do?*
Boy: *He's a farmer.*



- 6 **Your Turn** Bring some family photos to class. Tell your classmates about your family.

Language Focus 数字 2

- 7 **Look at the Key Words.** Say some of the missing numbers.

Key Words: Numbers

twenty-one, twenty-two, twenty-three, twenty-four, twenty-five, twenty-six, twenty-seven, twenty-eight, twenty-nine, thirty, forty, fifty, sixty, seventy, eighty, ninety, one hundred

- 8 **Listen to the dialogue.** Write the ages of the people.

grandpa ___ grandma ___ dad ___
mum ___ uncle ___ aunt ___

- 9 **Listen to the dialogue again.** Circle the correct words.

- Sara's grandpa works in a **library** / **hospital**.
- Her grandma **is** / **isn't** an art teacher.
- Her father is a **teacher** / **doctor**.
- Uncle Tim is Aunt May's **big** / **little** brother.

Speaking

- 10 **Your Turn** How old are your family members? What do they do? Talk in pairs.

Example

A: *How old is your dad?*
B: *He's forty years old. He's a teacher.*
A: *What about your mum?*
B: *She's thirty-eight. She's a nurse.*

C Your Family

Everyday English

- 1 Look at the clocks and talk about the time in pairs.

Key Expressions: Talking about time

What time is it? / What's the time?

It's 6:45 / eight o'clock.



- 2 **Your Turn** When are your meal times? Tell your partner.

Key Words: Meals

breakfast, dinner, lunch

Example

I have breakfast at 6:30.



- 3 Listen to the dialogues and draw the time.



- 4 Listen to the dialogues again. Write *T* for true and *F* for false.

- 1 Susan's bedtime is before 11.
- 2 Joe's breakfast time is before 7.
- 3 Ben's Chinese class is after 9.
- 4 Jenny's dinner time is at 6:30.

- 5 Read the Key Expressions.

Key Expressions: Talking about routine

It's time for / Time for breakfast / lunch / dinner / class / bed.

- 6 **Your Turn** Think about your own routine. Role-play a dialogue with your partner.

Example

A: *What time is it?*

B: *It's 6:55. Time for breakfast.*

Letters and Sounds

7 Listen and say the words. Pay attention to the red letters.

p →  **grandpa** **pencil**

b →  **boy** **job**

t →  **teacher** **cat**

d →  **dad** **good**

c
k →  **cook** **doctor**

g →  **girl** **dog**

8 Listen and write the missing letters.

1 __en has __en __ens.

2 __a__e has a
__i__ __a__e.

3 __o__ is
__a__'s __o__.

4 It's a ha__, no__ a __a__.



9 Listen and circle the words you hear.

1 a) jump b) job

2 a) cat b) dad

3 a) doctor b) dog

4 a) ball b) Paul

5 a) too b) do

6 a) cook b) good

10 **Game** Work in pairs. Choose a sound and test your partner.

Example

A: Say a word with the /t/ sound.

B: Ten.

pen	bye	ten	do
cat	get	cap	
Bob	aunt	thank	
America	big		

D Your Classroom

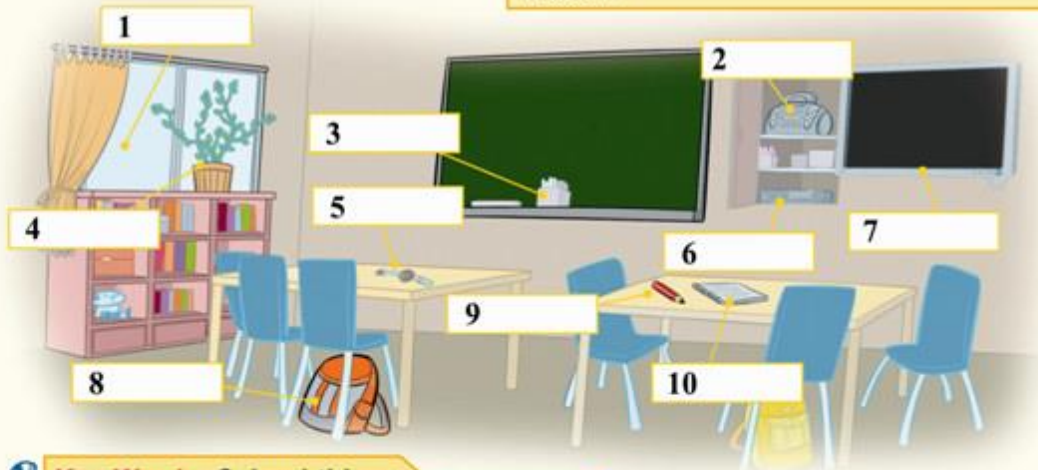
Warm-up

1 Label the things in the pictures with the Key Words.



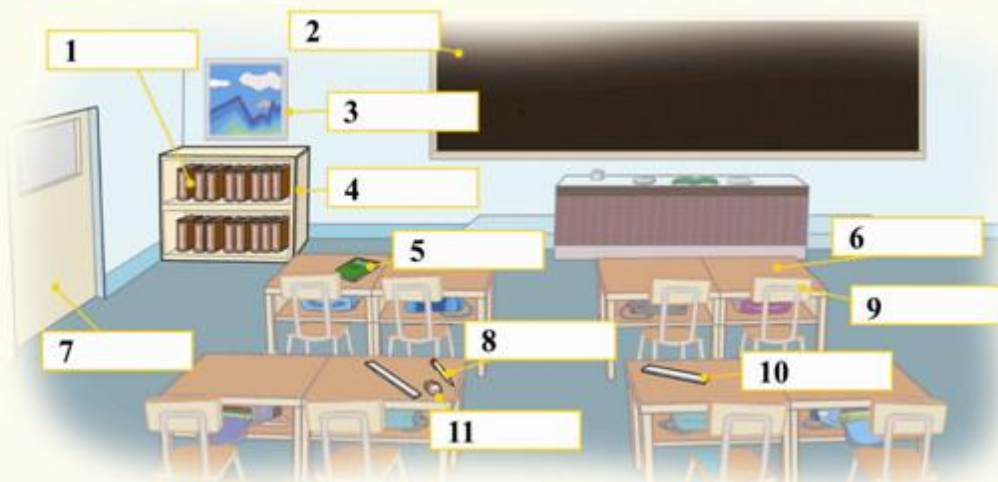
Key Words: School things

chalk, DVD player, exercise book, pencil, plant, recorder, schoolbag, TV, watch, window



Key Words: School things

blackboard, book, chair, desk, dictionary, door, eraser, pen, picture, ruler, shelf



2 **Pair Work** Work in pairs. Ask and answer about the things in the pictures.

What's this in English?

It's an eraser.

Example

How do you spell it?

E-R-A-S-E-R.

3 Complete the Word Builder.

Word Builder		
单数	复数	拼写规则
book	books	加 s
chair		
desk		
DVD player		
class	classes	加 es
box		
brush		
watch		
dictionary		y变i, 加es
shelf		f变v, 加es
man	men	不规则变化
woman	women	
child	children	

4 What things are in your classroom? Write a list.

Example

*one blackboard, twenty-one desks,
forty-two chairs, five pictures*

5 Game Work in groups. Play a memory game.

Example

- A:** One book.
B: One book and two exercise books.
C: One book, two exercise books and three dictionaries.
D: One book, two exercise books, three dictionaries and four erasers.

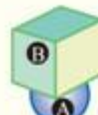
Language Focus

方位介词

6 Look at the pictures with your teacher.



A is in B.



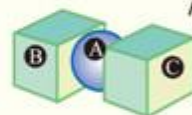
A is under B.



A is next to B.



A is on B.



A is between B and C.

7 Look at the pictures on page 16. Complete the sentences with the prepositions in Exercise 6.

- The ruler is _____ the desk.
- The schoolbag is _____ the chair.
- The chalk is _____ the box.
- The eraser is _____ the pen and the ruler.
- The pencil is _____ the exercise book.

Speaking

8 Game Think of something in the classroom. Can your classmates guess what it is?

Example

- A:** Is it on the teacher's desk?
B: No, it isn't.
C: Is it in a student's bag?
B: Yes, it is.
D: It's ...

D Your Classroom

Everyday English

1 Listen to the teacher. Put her instructions in the correct order.

- a) Close your books.
- b) Don't look at your books.
- c) Don't read the dialogue.
- d) Listen to me.
- e) Look at the pictures.
- f) Stand up.
- g) Open your books.
- h) Sit down.
- i) Write the words in your exercise book.

2 Complete the instructions. Use the verbs in the box.

listen to look at read say speak
spell talk tell watch write

- 1 _____ your teacher in class.
- 2 Don't _____ Chinese in English class.
- 3 _____ the new words in your exercise book.
- 4 _____ the word "dictionary", please.
- 5 _____ this DVD in English.
- 6 _____ the dialogue on page 12.
- 7 Don't _____ to your friends in class.
- 8 _____ the blackboard, please.
- 9 _____ your name again. Is it Joan?
- 10 _____ me the answer, please.



Sit down.



Don't sit down.



3 **Game** Listen and follow the instructions. You are out of the game if you make a mistake.

4 **Pair Work** Work in pairs. Give and follow some instructions.

Example

A: Look at the blackboard.



Letters and Sounds

5 Listen and say the words. Pay attention to the red letters.

f →  
fan half

v →  
evening eleven

w →  
window watch

m →  
mum grandma

n →  
nurse pen

s →  
sister desk

z →  
zoo zero

6 Look at the pictures. Circle the correct letters to complete the words.

1 _ish  4 se_en 
f v w m v f

2 _outh  5 ope_ 
w f m m v n

3 _ebra  6 ye_ 
n s z m n s

7 Listen and circle the words you hear.

- a) five b) fifteen
- a) half b) have
- a) we b) me
- a) name b) man
- a) Sue b) zoo
- a) his b) this

8 Circle the words with different sounds. Then listen and check your answers.

- a) words b) years c) books
- a) boxes b) watches c) teachers
- a) sports b) plants c) pens
- a) classes b) buses c) uncles
- a) nurses b) pictures c) names

9 What sounds do the -s and -es make? Put the following words in the correct category.

students doors games
fans brushes zoos
classes words hats

/s/	/z/	/ɪz/
cooks	jobs	boxes

E Your Room

Warm-up

1 Label the things in the picture with the Key Words.

Key Words: Bedroom things

ball, bed, chair, clock, coat, computer, desk, shoes, socks, tape



Reading

2 Read the dialogue. Are the sentences true (T) or false (F)?

Weimin: Come in, Jeff. This is my room.

Jeff: Wow! It's big. Look at those balls!

Weimin: Oh, you know I love ball games.

Jeff: And what are these?

Weimin: They're my English tapes.

Jeff: I see. You have so many *Harry Potter* books.

Weimin: Yes, those are the old ones. This is the new one.

Jeff: Wow, you're on Book 7. You're fast.

- 1 Weimin's room is small.
- 2 Weimin doesn't like ball games.
- 3 Weimin has six old *Harry Potter* books.
- 4 Weimin wants Jeff's old *Harry Potter* books.

3 Listen to the dialogue and read aloud.

Speaking

4 **Role-play** Role-play Jeff and Weimin in Exercise 2. Talk about the things in Weimin's room.

Example

A: *This is my room.*

B: *Wow! It's big.*

Language Focus 指示代词









5 Look at the table. Then complete the sentences with *this, that, these or those*.

指示代词 (单数)	指示代词 (复数)
<p>This is my new book. This book is new.</p> 	<p>These are my old games. These games are old.</p> 
<p>That is my ball. That ball is big.</p> 	<p>Those are my shoes. Those shoes are old.</p> 

- Give me _____ pens, please. They are over there.
- Come here. Look at _____ ball.
- _____ coat over there is my favourite.
- Look here. What are _____? Are they your socks?
- A: Who's _____ in the picture?
B: He's my grandpa. He's 70 years old.



6 Listen to the dialogues. Circle the correct pictures.

1 a 	b 	2 a 	b 
3 a 	b 	4 a 	b 

7 Game Play Tic-Tac-Toe in pairs.

This 	That 	These 
Those 	This 	That 
These 	Those 	That 

Example

A: *What's this in English?*

B: *It's a blackboard.*

What are these in English?

A: *They are pencils.*



E Your Room

Everyday English

1 What colours can you find in the photo?

Key Words: Colours

black, blue, brown, green, orange, red, white, yellow



2 **Game** What colour are the words? Ask and answer in pairs.

Example

A: What colour is the word "green"?

B: It's orange.



3 Listen to the dialogues. Tick the correct pictures.

Key Expressions: Talking about colours

What colour do you like?

I like green.

I like the green one.



4 **Your Turn** Work in pairs. Ask and answer about your favourite colours.

Example

A: What colour do you like?

B: I like blue. Look! My schoolbag is blue. My shoes are blue, too. What about you?

A: ...

Part II Get Ready

Letters and Sounds

5 Listen and say the words. Pay attention to the red letters.



6 Look and match the left part and the right part to complete the words.



7 Put the words in the correct order. Then listen and read the sentences.

- the picture, on the wall, look at _____
- his, is, favourite, blue, colour _____
- ruler, that's, not, red, the _____
- juice, Joy's, orange, it's _____
- old, is, he, six, years _____

8 Listen and circle the words you hear.

- a) light b) right
- a) box b) socks
- a) shoes b) juice
- a) yellow b) hello
- a) here b) year
- a) not b) hot

Check Your Progress

A Complete the sentences with the correct words according to the pictures.

the United States Australia Canada
China the United Kingdom









- 1 They live in _____.
- 2 Hi! I'm Tim. I'm from _____.
- 3 She's from _____.
- 4 This is a photo from _____.
- 5 My friend is in _____.

B Write the names of the school subjects.

English music maths Chinese

- 6 中文 _____
- 7 $124 \times 40 =$ _____
- 8 brea_____t _____
- 9 Sing along with me. _____

C Write the names of the colours.

- 10  _____
- 11  _____
- 12  _____
- 13  _____
- 14  _____
- 15  _____

D Look at the pictures. Complete each sentence with *this*, *that*, *these* or *those*.

16



_____ is my clock.

17



_____ are my books.

18



_____ are the baby's socks.

19



_____ is my coat.

E Circle the best answer.

20 A: Hi, I'm Bill. What's your name?
B: **Goodbye. / I'm Terry.**

21 A: I'm from China. Where are you from?
B: **My name's Jane. / I'm from America.**

22 A: Good morning, class.
B: **Good morning, Miss Wang. / Hi!**

23 A: Oh no! I'm late for school. Bye!
B: **Goodbye. / Good morning.**

Unit 1

- Talk about family.
- Read descriptions of family members.
- Listen to a dialogue about interests.
- Write about family members.
- Learn about pronouns and articles.



Family

Getting Ready

- 1 Look at the photos. Match the Key Words with the people in the photos.
- 2 Which family members do you see every day? Which ones do you see during holidays?

Key Words: Family members

brother, father / dad, grandfather / grandpa, grandmother / grandma, mother / mum, sister

Example

*I see my mum and dad every day.
On weekends, I see my grandma and grandpa.*

1 Photos of Us

Warm-up


- 1 Look at the family tree. What are the relationships between the people?

Key Words: Family members
cousin, daughter, granddaughter, grandson, husband, son, wife

- | | |
|----------------|----------------|
| 1 Tom / Mary | 2 Mark / Lisa |
| 3 Betty / Mary | 4 Anna / Betty |
| 5 Anna / John | 6 Mark / Tom |

Example

*Tom is Mary's husband.
Mary is Tom's wife.*



Reading

- 2 Who is speaking from the family tree? Read and find out. Write the names in the blanks.

1 My granddaughter Betty has a dog. His name is Sam. He's old – about ten. My husband and I like Sam a lot. When we call him, he runs to us.

2 My cousin Anna is the same age as me. I like her. She has a brother. His name is Mark. He's fifteen. I like him, too.

3 My husband and I are doctors. Our daughter Betty doesn't want to be a doctor. She likes to write, sing and dance.

4 My son and his wife have a daughter and a son. They live near us. My wife and I often visit them.

- 3 Listen and read aloud.

Speaking

- 4 **Pair Work** Talk about someone from the family above. Let your partner guess.

Example

A: *She's the same age as Anna.
Her parents are doctors.*

B: *That's Betty.*

- 5 How do you say hello to these people? Tell the class.

Example

*Tom Brown – Hello, Mr Brown.
Lisa Brown – Hello, Mrs Brown.
Anna Brown – Hello, Anna.*

Vocabulary

- 6 Circle the correct verb in the sentences.
- I **live** / **like** maths. It's my favourite subject.
 - Let's **dance** / **sing** a song.
 - We **live** / **like** near our grandparents.
 - Henry **sings** / **calls** his dog and the dog **runs** / **dances** to him.
 - Please **sing** / **write** your name on the book.
 - I often **visit** / **live** my aunt and uncle.

Grammar 人称代词/物主代词

- 7 Complete the table with the correct words.

人称代词(主格)	人称代词(宾格)	形容词性物主代词
I		
you	you	your
he		
she		
it	it	its
they		
we		

⇒ Grammar Summary 1, page 90.

- 8 Complete the sentences with the correct words from the table.
- Who's that man? I don't know _____. What's _____ name? Is _____ Uncle Bob's friend?
 - My books aren't here. I can't see _____ in my room. Where are _____?
 - John and I are brothers. Mary is _____ aunt. _____ like _____ a lot.
 - _____ name is *Blue Window*. It's my favourite computer game.
 - My grandma and grandpa are farmers. _____ are very nice. I go to _____ home on weekends.

- 9 Who do these words refer to? Read and circle the correct answer.

My cousin Jim has a dog. **His** name is Max. My brother and **I** like him a lot, too. **We** call him and he runs to us. Jim and Max go to the park every evening. That's **his** favourite time with Max.



Jeff

- His** a) Jim b) Jeff c) Max
- I** a) Jim b) Jeff c) Max
- We** a) Jim and Jeff b) Jeff and his brother c) Jim and Max
- his** a) Jim b) Jeff c) Max

Speaking

- 10 **Pair Work** Talk about your family members with your partner.

Example

- A: *My grandpa is 68 years old. My grandma is 65. How old are your grandma and grandpa?*
 B: *My grandma is ...*

Pronunciation: /æ/

- 11 Listen and underline the words with the /æ/ sound.

I have a pet cat.
 Her name is Pat.
 At Christmas, she gets
 a present from my dad.
 It's a red hat.
 Is she happy about it?
 No! She's sad.



- 12 Listen again and read aloud.

2 What Do They Look Like?

Warm-up

- 1 Use the Key Words to describe the people in the pictures.

Key Words: Adjectives

big, handsome, old, pretty,
short, small, strong, tall,
thin, young

Example

Picture a – She's small and he's big.

Reading

- 2 Read the descriptions (1–4).
Match them with the photos (a–d).



1 This is my grandpa. He's old but he thinks he's young. He has a big pet dog. The dog's name is Dading.

3 This is my brother Dawei. He's tall and handsome. He's a basketball fan. He really likes Yao Ming. He likes books, too.

4 This is my mum. She's an art teacher. She's also a very good cook. That's our dinner. We have it at 7:00 in the evening. Yum!

2 This is my cousin Linlin. She's pretty and clever. She's the class leader. She's very good at singing, too.



- 3 What do the people look like? Write a sentence about each person.

Mum Grandpa Linlin Dawei

- 4 Listen and read aloud.

Family

Vocabulary

5 Match the opposites.

- | | |
|---------|---------|
| 1 old | a short |
| 2 tall | b young |
| 3 small | c big |

6 Circle the correct word in each sentence.

- 1 She's so **handsome** / **pretty**.
 2 He's a **handsome** / **pretty** young man.

Grammar 冠词

7 Use correct articles to complete the sentences from the text in the box. Then complete the sentences below with *a*, *an* or *the*.

a, an, the

- 1 My grandpa has ___ big pet dog.
 ___ dog's name is Dading.
 2 My cousin Linlin is ___ class leader.
 3 My brother Dawei is ___ basketball fan.
 4 My mum is ___ art teacher.

⇒ Grammar Summary 2, page 90.

- 1 There is ___ eraser on that desk. Please give ___ eraser to Joe.
 2 That's ___ music room. It's ___ very nice room.
 3 ___ English teacher of Class 1 is Miss Jones. She has ___ one-year-old son.
 4 Look at ___ photo! My dad is with ___ friend from school. He's ___ old friend.
 5 It's five o'clock in ___ afternoon. Let's meet in ___ hour.
 6 This is my family. ___ tall boy is my cousin Mark. He's ___ university student.

Speaking

8 **Your Turn** Talk to a partner. Describe a friend or someone in your family.

Example

My friend Dave is tall. He's a basketball fan.



Pronunciation: /e/, /æ/

9 Listen and circle the words with the /e/ and /æ/ sounds.

Ken has a little pet.
 He's a big black cat.
 His name is Ted.
 He sleeps all day but works all night.
 He's good at catching rats.
 He's Ken's best friend.



10 Listen again and read aloud.

3 Happy Birthday!

Warm-up

1 Label the pictures with the Key Words. Then talk about them.

Key Words: Interests

books, computer games, films, pets, pop music, sports

Example

A: Do you like pop music?

B: Yes, I do. / No, I don't.

Listening

2 Listen to the dialogue. What does Grandma like? Tick the boxes.

<input type="checkbox"/>	pets
<input type="checkbox"/>	art books
<input type="checkbox"/>	old music
<input type="checkbox"/>	history books
<input type="checkbox"/>	pop music



3 Listen again and answer the questions.

- 1 Whose birthday is soon?
- 2 Does Helen's grandma like sports?
- 3 What does Helen want to give her grandma?
- 4 Does Helen like to talk to her grandma?



Family

Vocabulary

4 Complete the sentences with the correct words.

get think like talk know

- I don't _____. Let me _____ about it.
- Does he _____ sports?
- Your cousin's birthday is soon. What can we _____ for her?
- Grandpa is not at home. You can _____ to him in the morning.

Function 喜欢和不喜欢

5 Read the Key Expressions.

Key Expressions: Likes and dislikes

What does she like? She likes sports.
Does she like books? Yes, she does.
Does she like music? No, she doesn't.

6 Use the words to write questions. Then ask and answer the questions in pairs.

Example

1- What does your father like?

- does / What / like? / your / father
- computer games? / your grandpa / like / Does
- films? / your grandma / Does / like
- your / What / like? / mother / does

Speaking

7 **Pair Work** Look at the chart. Ask and answer questions about the students in pairs.

Example

A: Does Lu Fang like pop music?

B: Yes, she does.



	Gao Haotian	Lu Fang
likes	sports, computer games, pets	pop music, books, films
doesn't like	books, pop music	pets, sports

8 **Your Turn** What does your friend like? Ask and answer questions in pairs.

Example

A: I have a friend. Her name is Ma Lin.

B: What does she like?

A: She likes pop music.

B: Does she like ...?

A: Yes, she does.

Pronunciation: /p/, /t/

9 Listen and circle the sentences you hear.

- I'm Paul.
 - I'm tall.
- Is that a pen?
 - Is that ten?
- I like your cap.
 - I like your cat.



10 Listen again and read aloud.

Communication Workshop

Reading

1 Read Steve's blog. Complete the table below.



<http://www.>

My name is Steve Yates. I have a big family. Here are some photos of them.

My mum is tall and pretty. She likes books about history. My dad is tall and strong. They both like sports.

I have two sisters. Emma likes music. Linda is short, but she is good at basketball.

My grandmother likes food. She's good at cooking, too. My grandfather likes computer games. His favourite game is *Bird World*.

	looks like	likes	is good at
Mum	tall, pretty	books about history, sports	
Dad			
Emma			
Linda			
Grandma			cooking
Grandpa			

2 Read the blog again. Answer the questions.

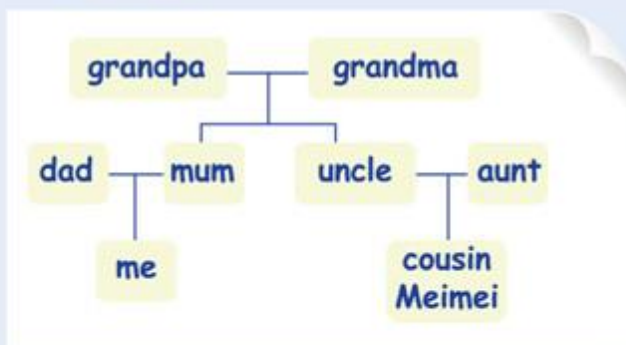
- 1 What does Steve's dad like?
- 2 What is Emma's family name?
- 3 What is Steve's grandma good at?
- 4 What's *Bird World*?

Family

Writing

3 Think about your own family. Draw a family tree. Here is an example.


Example



4 What do you want to write about the people in your family? Think about these things and write notes.

- What do they look like?
- What do they like?
- What are they good at?

dad - tall, likes sports,
favourite sport - basketball
mum - pretty, likes music,
good at cooking



5 Write a blog about your family. Start with something like this:

My name is _____. I have
a _____ (big / small) family.
Here are some photos.

Speaking

6 Bring family photos to school. Tell the class about your family.



Unit 1

Check Your Progress

A Write the correct word in each box.



B Complete the word in each sentence.

- 7 My dad's sister is my a_____.
- 8 My sister's mother is my m_____.
- 9 My mother's mother is my g_____.
- 10 My cousin's father is my u_____.

C Choose the correct word in each sentence.

- 11 She's not short. She's **small** / **tall**.
- 12 My little brother isn't **short** / **old**.
He's very young.
- 13 We like **sports** / **music**. Our favourite subject is PE.
- 14 My favourite subject is PE.
We have lots of **balls** / **books** at school.
- 15 My grandma is **old** / **young**.
She's 77.

D Complete each sentence with *a*, *an* or *the*.

- 16 My aunt is ___ art teacher.
- 17 My uncle is ___ cook.
- 18 Can you help me? I can't see ___ blackboard.
- 19 She's ___ nurse.
- 20 I like *Black Beauty*. It's ___ old film.



E Complete the sentences with *me*, *him*, *her*, *us*, *them* or *it*.

- 21 Excuse _____. Where's classroom 7B?
- 22 This is for Michael. Can you give it to _____?
- 23 A: Amy's birthday is soon.
B: Yes. I think we can get _____ a CD.
- 24 My aunt and uncle are teachers. We see _____ at school every day.
- 25 We like music. It makes _____ happy.
- 26 What's that word? I can't see _____.





English and Chinese Names

1 Read Lisa's writing and complete these sentences.

- 1 Lisa's English family name is _____.
- 2 Lisa's Chinese given name is _____.
- 3 Lisa's mother's Chinese family name is _____.
- 4 Lisa's mother's English given name is _____.
- 5 Lisa's friends call her mum Mrs _____.

2 Now look at these famous names. What are the family names and given names?

- | | |
|--------------|-----------------------|
| 1 Bill Gates | 2 William Shakespeare |
| 3 Liu Xiang | 4 Zhang Yimou |

3 Do you have an English name? If not, you can choose one from the list on page 129.

My name is Lisa Baker. I have a big family. My dad is from America and my mum is from China.

I also have a Chinese name. It's Bei Lisha. In English, your given name is before your family name. But in Chinese, your family name goes first.

My mum has two names, too. Her Chinese name is Huang Bixia. Her English name is Patricia Baker.



Your Vocabulary Notebook

Do you know how to organise new words? You can do this in several ways. Choose the best one for you.

Topic Diagram



Table

Word	Translation	Example Sentence
<i>pretty</i>	漂亮的	<i>She's very pretty.</i>

List

Family
mother, father, brother, sister, aunt, uncle, grandpa/grandfather, grandma/grandmother

Choose Key Words from this unit and put them into your Vocabulary Notebook.

Unit Diary

How well can you do these?




Language and Skills	• I can understand texts about family members.	<input type="checkbox"/>	<input type="checkbox"/>	<input type="checkbox"/>
	• I can read texts aloud with confidence.	<input type="checkbox"/>	<input type="checkbox"/>	<input type="checkbox"/>
	• I can introduce my family.	<input type="checkbox"/>	<input type="checkbox"/>	<input type="checkbox"/>
	• I can write about my family.	<input type="checkbox"/>	<input type="checkbox"/>	<input type="checkbox"/>
Culture	• I know the difference between English and Chinese names.	<input type="checkbox"/>	<input type="checkbox"/>	<input type="checkbox"/>
	• I can put words into groups to help remember them.	<input type="checkbox"/>	<input type="checkbox"/>	<input type="checkbox"/>

Unit 2

- Talk about school life.
- Read about personal belongings.
- Listen to students asking for things politely.
- Write about your favourite school day.
- Learn about prepositions of time.



A



B



C



D

School Life

Getting Ready

- 1 Look at the photos and the Key Words. Which things can you see? Which are missing?



Key Words: School

blackboard, chair, classroom, computer, desk, door, lab, map, student, teacher, wall, window

- 2 What things do you use every day at school? What do you use in your art class and music class?

Example

A: *I use my pen every day. I use books every day, too.*

B: *I use pencils in art class.*

4 School Things

Warm-up

1 What do you have in your schoolbag?

Key Words: School things

book, dictionary, exercise book, notebook,
pen, pencil, pencil case, schoolbag



Reading

2 What should Jiaming have in his schoolbag today? Read the dialogue and tick the correct things.

Dad: Are you ready for school, Jiaming?

Jiaming: Yes, Dad.

Dad: Well, your bag is so heavy. What do you have?

Jiaming: Well, I have my pencil case, my English dictionary, my science book, my Chinese book and my notebooks.

Dad: What classes do you have today?

Jiaming: Let me see ... We have maths, art, PE, science, Chinese and history. Oops, I don't have my history book.

Dad: You don't have English class today.

Jiaming: Ah, right. I can take out my English dictionary.

- Chinese book
- English dictionary
- history book
- map
- maths exercise book
- notebooks
- PE clothes
- pencil case
- science book

3 Listen and read aloud.

Speaking

4 **Pair Work** What does Jiaming have in his schoolbag in the end? What isn't in his bag?

Example

A: Does Jiaming have his Chinese book?

B: Yes, he does.

A: Does he have his English dictionary?


B: No, he doesn't.



Vocabulary

5 Write the correct number after the words.

notebook	_____	exercise book	_____
English book	_____	maths book	_____
science book	_____	dictionary	_____



Grammar have / has

6 Look at the tables and complete the sentences with *have, has, do, don't, does* or *doesn't*.

肯定句		
I/You/We/They	1 _____	an English dictionary.
He/She/(It)	2 _____	

否定句		
I/You/We/They	don't 3 _____	a pencil case.
He/She/(It)	doesn't 4 _____	

一般疑问句		
Do I/you/we/they	5 _____	a dictionary?
Yes,	I/you/	6 _____.
No,	we/they	7 _____.
Does he/she/(it)	8 _____	his/her/(its) notebook?
Yes,	he/she/(it)	9 _____.
No,		10 _____.

特殊疑问句		
What	do I/you/we/they	11 _____?
	does he/she/(it)	12 _____?

➡ Grammar Summary 3, page 91.

7 Write questions with *have*. Then write true short answers for them.

- 1 you / a Chinese dictionary / in your bag?
- 2 your cousin / CDs?
- 3 your friends / mobile phones?
- 4 your father / a watch?

Speaking

8 **Pair Work** Talk in pairs. Ask and answer the questions in Exercise 7.

Example

- A: Do you have a Chinese dictionary ...?
B: No, I don't.

9 **Your Turn** Put three items in your schoolbag. Don't show your partner. Then guess and talk about them in pairs.

Example

- A: Do you have a dictionary?
B: No, I don't. Do you have ...?

Pronunciation: /i:/

10 Listen and underline the words with the /i:/ sound.

We have a sheep.
Her name is Lee.
She eats green grass
in the evening.
Then, she sleeps
and dreams.

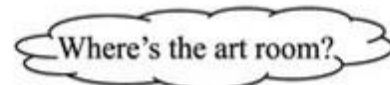

11 Listen again and read aloud.

5 Before Class

Warm-up

1 What do you think the people in the pictures need? Guess and draw lines.

- | | |
|----------------------------|----------------------------|
| 1 the teacher in Picture a | a dictionary |
| 2 the boy in Picture b | directions |
| 3 the boy in Picture c | help with some heavy books |
| 4 the girl in Picture d | help with his homework |



Reading

2 Read and complete the dialogues with the Key Words. Then listen and check.

Key Words: Verbs

answer, carry, check, find, go, lend

Greg: Can I ask you a question about our maths homework? What's the answer for Number 4?
Sara: I'm not sure. Let me 1 _____ my notebook. Then I can 2 _____ your question.

Lu Qi: Excuse me. I'm new here. Can you help me? I can't 3 _____ the art room. Where is it?
Lucy: 4 _____ upstairs. It's next to the computer room.

Kate: I don't know this word. Can I borrow your dictionary?
Alex: Sure! I can 5 _____ it to you.

Ben: Can I help you? Let me 6 _____ those books for you. Just give them to me.
Mrs Winters: Thanks a lot, Ben!
Ben: You're welcome.

3 Write the names of the people in each picture.

- a) _____ and _____ b) _____ and _____
 c) _____ and _____ d) _____ and _____

4 **Pair Work** Read the dialogues in pairs.

Vocabulary

5 Complete the sentences with proper words.

- 1 borrow lend
- a Can you _____ me your dress for the evening show?
- b I often _____ my classmates' pens.

- 2 ask answer
- a My little cousins often _____ strange questions.
- b Who can _____ my question?

- 3 check find help
- a Can you _____ me carry the box?
- b Tim can't _____ his car keys.
- c I'm not sure about the answer. Let's _____ our textbook.

Function 请求与提供帮助

6 Read the Key Expressions.

Key Expressions: Asking for and offering help

Can I ask you a question about our maths homework?

Can I borrow your dictionary?

Can I help you?

Can you help me?

Let me help you.

Speaking

7 **Pair Work** Use the following words and phrases to write dialogues. Read the dialogues in pairs.



- 1 A: Can / help me?
can't find / the music room.
B: next to / art room.

- 2 A: Can / ask / a question / English homework?
B: OK / check / notebook.

- 3 A: don't know / the word.
Can / borrow / dictionary?
B: Sure.

Pronunciation: /ɪ/, /i/

- 8 Listen and circle the words with the /ɪ/ sound.
- 9 Listen and underline the words with the /i/ sound.

seventy England miss

sister sits his

very

bush in happy

6 A School Day

Warm-up

1 Read the Key Words. Then look at the clocks and match them with the correct time.

Key Words: Time

a quarter past, a quarter to, afternoon, evening, half past, morning, o'clock



half past nine



ten past eleven



seven o'clock



a quarter past eight



five to seven



a quarter past ten

Listening

2 Listen to the dialogue and complete the timetable for Wednesday.

	Monday	Tuesday	Wednesday	Thursday	Friday	Saturday
8:00 8:40	English	English		Chinese	Maths	
8:50 9:30	History	Chinese		Maths	History	
9:50 10:30	Maths	Maths		English	Geography	
10:40 11:20	Chinese	Geography		Science	English	
Lunch						
1:30 2:10	Science	PE		English	Chinese	
2:20 3:00	Art	Music		Music	PE	







3 Listen to the dialogue again and look at the timetable. Answer the questions.

- 1 How many English classes do they have a week?
- 2 When do they have music class?
- 3 On Friday, what time do they have history class?
- 4 Why does Sun Li ask Tom to wait?

School Life

Vocabulary

4 Look at the clocks and complete the time.

1  a quarter _____ three
 2  half _____ two
 3  five _____ three
 4  a quarter _____ two

Grammar 时间介词

5 Complete the table with *in*, *on* or *at*.

—	the morning / the afternoon / the evening
—	Friday Friday morning the morning of July 7th
—	seven o'clock half past ten

⇒ Grammar Summary 4, page 91.

6 Complete the sentences with *in*, *on* or *at*.

- We have maths _____ Friday.
- They can meet us _____ the afternoon.
- We start _____ half past eight.
- She goes to the Music Club _____ Tuesday afternoon.
- We have art class _____ ten o'clock.
- The game is _____ the evening of July 7th.

Speaking

7 **Pair Work** Look at the notes below. Then ask and answer questions about the people.

Example

- A: When does Tim have PE class?
 B: He has PE class on Wednesday morning.



Pronunciation: /b/, /d/, /g/

8 Listen and circle the sentences you hear.

- I have a boat.
 - I have a goat.
- It's bad.
 - It's a bag.
- Is that a bus?
 - Is that grass?
- Who's bad?
 - Who's Dad?



Communication Workshop

Listening

- 1 Listen to the dialogue. Complete the information about Lin Haijing's favourite school day.



Monday
8:00-8:40 - _____
8:50-9:30 - PE

9:50-10:30 - Chinese
10:40-11:20 - maths
11:20 - 1:00 lunch

1:00-1:40 - _____
1:50-2:30 - music
3:00-4:00 - _____
4:15-5:00 - _____
practice

- 2 Listen to the dialogue again. Complete Lin Haijing's writing.

My Favourite School Day

1 _____ is my favourite school day. My first two classes are
2 _____ and 3 _____. They're my favourite subjects.

Then after classes, we have 4 _____ Club. Mr Jones is the
club leader. He's my 5 _____ teacher. He's really 6 _____!

On Monday, I also have 7 _____ practice. It's my favourite
sport!

School Life

Writing

3 What's your favourite school day? Think about these things:

- What are your favourite subjects?
- Who are your favourite teachers?
- What are your favourite activities after school?

4 Complete the timetable for your favourite school day.

 **My Favourite School Day**

Time	Class
-	
-	
-	
-	
-	Lunch
-	
-	

5 Write about your favourite school day. Start like this:

 My favourite school day is ...
I have ... in the morning and ... in the afternoon.
These are my favourite subjects.

Speaking

6 **Pair Work** Compare your timetables and notes. Ask and answer these questions in pairs.

- What's your favourite school day?
- What are your favourite subjects?
- When are the classes?

7 Tell the class about your partner's favourite school day.

Li Junjie's favourite school day is Friday. He has art in the morning and geography in the afternoon. They're his favourite subjects. ...



Unit 2

Check Your Progress

A Write the correct words in each box.



B Complete the sentences with *lend* or *borrow*.

- 7 Can I _____ your dictionary?
- 8 I can _____ you my ruler.
- 9 Can you _____ Jeff your book?
- 10 Please _____ a pencil from Tim.

C Which day is missing in each line? Write it in the blank.

- 11 Saturday, _____, Monday
- 12 Thursday, Friday, _____
- 13 _____, Tuesday, Wednesday
- 14 Tuesday, Wednesday, _____
- 15 Monday, _____, Wednesday

D Look at the pictures. Complete each sentence with *have* / *has* or *don't have* / *doesn't have*.

- 16 She _____ a computer.
- 17 He _____ a question.
- 18 They _____ a book.
- 19 They _____ exercise books.



E Complete the sentences with *in*, *on* or *at*.

- 20 A: When do we have history class _____ Monday?
B: We have it _____ eleven o'clock.
- 21 A: When's your music lesson _____ Saturday afternoon?
B: It's _____ half past four.
- 22 A: Do you play sports _____ Saturday morning?
B: No, I do it _____ the afternoon.
- 23 A: Do we have English _____ the morning?
B: No, we have it _____ the afternoon.

Every Day Is a Special Day

1 Listen to the song and fill in the blanks.



Sunday, Monday, Tuesday, Wednesday,
Thursday, Friday, Saturday.

Start each day with a smile,
And say "Hello! How are 1 _____?"
Be nice to everyone you meet.
Be happy in all you 2 _____.

Forget all the 3 _____,
When you go to 4 _____.
Tomorrow is another day.


Sunday, Monday, Tuesday, Wednesday,
Thursday, Friday, Saturday.
Every day is a special day.
Hooray! Hooray! Hooray!

2 Listen again and sing along.

Dictionary Skills

Do you know how to find words in your dictionary?

- 1 Look at the dictionary pages. Is "mobile phone" on these pages?
- 2 How about "modest"?
- 3 Does "mobile phone" come before or after "mobile" in the dictionary?



Do you know how to say the words you find?

Look at the pronunciation guide between the slashes (/ /). What is the pronunciation of the word "school"?

Unit Diary

How well can you do these?



Language and Skills

- I can talk about school things.
- I can ask for help and offer help.
- I can talk about my school day.
- I can write about my favourite school day.
- I know how to tell time.

<input type="checkbox"/>	<input type="checkbox"/>	<input type="checkbox"/>
<input type="checkbox"/>	<input type="checkbox"/>	<input type="checkbox"/>
<input type="checkbox"/>	<input type="checkbox"/>	<input type="checkbox"/>
<input type="checkbox"/>	<input type="checkbox"/>	<input type="checkbox"/>
<input type="checkbox"/>	<input type="checkbox"/>	<input type="checkbox"/>

Study Skills

- I can look up a word in my dictionary.

<input type="checkbox"/>	<input type="checkbox"/>	<input type="checkbox"/>
--------------------------	--------------------------	--------------------------

Unit 3

- Talk about belongings in your home.
- Read about rooms and neighbourhoods.
- Listen to a dialogue about tidying up.
- Write about your room.
- Learn about possessive pronouns.



Home

▫ Getting Ready

- 1 Look at the photos. Which room in the Key Words can't you see?
- 2 Do you have these things in your home? Where are they?

Key Words: Rooms

bathroom, bedroom, dining room, kitchen, living room

Key Words: Furniture

bed, chair, desk, drawer, DVD player, fridge, lamp, shower, sofa, table, television, toilet

Example

We have a fridge. It's in the kitchen.

7 Time to Tidy



Before

My room is messy. Well, my mum says it is. She's right. Two caps are below my chair. My kite is behind the door. I'm on my bed and my clothes and socks are in front of me. My brother's model cars and planes are beside my desk. My mum's umbrella is under my desk and my pens and pencils are everywhere! It's time to tidy up!

Warm-up

- Which of these things do you have in your room? Where are they?

Key Words: Personal things

ball, box, cap, kite, model car / plane, picture, shirt, shoes, socks, sweater, umbrella

Reading

- Read about Jenny's room. Complete the table about the place of the things.

Things	Before	After
caps		
clothes and socks		
kite		
model cars and planes		
Mum's umbrella		
pens and pencils		

Jenny's mum



After

Jenny's room is tidy now. Todd's model cars and planes are on the shelf above his bed. Jenny's clothes, socks and caps are in the drawer. Her pens and pencils are in her schoolbag. Her kite is under the desk. And I have my umbrella back!

- Pair Work** Look at the table. Ask and answer in pairs about each thing *before* Jenny tidies up and *after* she tidies up.

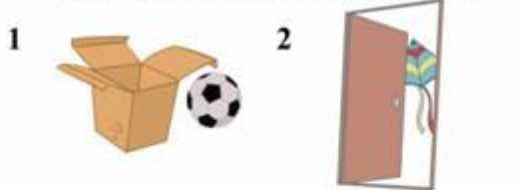
Example

- A:** *Where are Jenny's caps before she tidies up?*
B: *They're below her chair.*

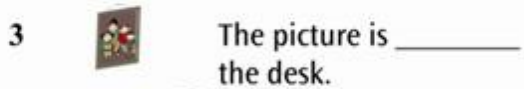
4 Listen and read aloud.

Grammar 方位介词

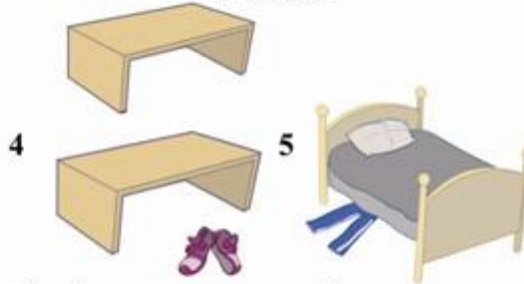
5 Look at the pictures and complete the sentences with *in front of*, *above*, *below*, *behind* or *beside*.



The ball is _____ the box. The kite is _____ the door.



The picture is _____ the desk.

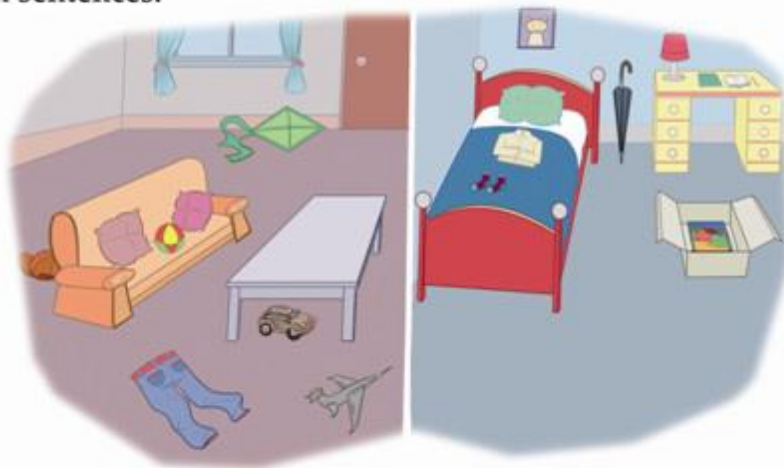


The shoes are _____ the desk. The trousers are _____ the bed.

➔ *Grammar Summary 5, page 91.*

6 Look at the pictures below. Where are these things? Write seven sentences.

- ball
- cap
- kite
- model car
- picture
- umbrella
- pillow



Speaking

7 **Your Turn** Look around your classroom. What things can you see? Where are they?

Example

A: *Where's my dictionary?*

B: *It's on Ben's desk.*

Pronunciation: /ɒ/

8 Listen and underline the words with the /ɒ/ sound.

John and Jane have got a dog. His name is Spot. He likes socks. Jane never drops her socks, but John always does. Then Spot wants them and John must pick them up.

9 Listen again and read aloud.



8 Whose Ball Is This?

Warm-up

1 Look at the Key Words and label the items.

Key Words: Personal things

crayon, diary, glasses, key, scissors, toothbrush, towel, trousers



Listening

2 Listen and match the people with the things. Write *B* for Ben, *L* for Linda, etc.

B=Ben L=Linda
M=Mum D=Dad

- 1 ball B
- 2 diary ___
- 3 crayons ___
- 4 shoes ___
- 5 scissors ___
- 6 keys ___
- 7 glasses ___

Speaking

3 **Pair Work** Talk about the items in Exercise 2. Then ask and answer in pairs.

Example

A: Whose ball is this?

B: It's Ben's ball. The shoes are his, too.

Vocabulary a / a pair of

4 Write the Key Words from Exercise 1 in the Word Builder.

Word Builder	
a	crayon
a pair of	glasses

Grammar 物主代词

5 Complete the table with correct pronouns.

形容词性物主代词	名词性物主代词
my	
your	
his	
her	
its	its
their	theirs
our	ours

⇒ Grammar Summary 6, page 92.

6 Complete the sentences with the correct form of the pronouns in brackets.

- 1 That coat isn't _____ (he).
- 2 _____ (you) glasses are on the table.
- 3 Those sweaters are _____ (she).
- 4 These shirts are _____ (they).
- 5 That's _____ (she) diary. Don't read it.
- 6 The pictures are _____ (we).
- 7 Where are _____ (they) kites?

7 Complete the text with the correct pronouns.

Hi, Max. Please put **1** _____ (you) scissors in **2** _____ (you) schoolbag. Jenny has art class, too. The crayons on the table are **3** _____ (she). Please put them in **4** _____ (she) bag. The glasses on the table are **5** _____ (I). Please give them to Dad. **6** _____ (he) can bring them to me.

Thanks! :) Mum

Speaking

8 **Your Turn** Ask and answer questions in pairs about things in your classroom.

Example

A: *Whose book is this?*

B: *It's hers.*

Pronunciation: /ɔ:/

9 Listen and circle the words with the /ɔ:/ sound.

It's autumn and it's warm.

Let's take a morning walk.

I'm fourteen.

You're seventy-four, Grandma.

Let's enjoy life together more.

10 Listen again and read aloud.



9 Near My Home

Warm-up

1 Do you usually find these places in the city or in the countryside? Write the places in the table.



Key Words: Places

forest, hill, lake, park, playground, river, shop, supermarket

City	
Countryside	



Reading

2 Read the short texts. Complete the texts with *is/isn't* or *are/aren't*.

I'm Liu Yin and I live in the city. There 1 ____ a big park near my home. It's my favourite place. There is a playground and two little lakes in the park. There 2 ____ a big supermarket near my home, too. You can find everything there. My mum and dad like it a lot.

My name is Chen Siqin. I live in the country. There 3 ____ a park here, but there 4 ____ a small lake near our house. My friends and I often go running near the lake. There 5 ____ a river behind our house too, but we don't like to go fishing in the river. There 6 ____ many fish.

3 Read the texts again. Answer the questions.

- 1 Is there a big park near Liu Yin's home?
- 2 Are there any lakes in the park? How many are there?
- 3 Is there a big lake near Chen Siqin's home?
- 4 Why doesn't Chen Siqin like to go fishing in the river?

4 Listen and check.

Vocabulary

5 Look at the sentences. Which verbs can follow both patterns?

- a) I usually **go running** in the evening. ✓
 b) I usually **run** in the evening. ✓

shop	study	read
fish	swim	cook

Grammar *There be*

6 Look at the table. Then write sentences like the example with the information below.

肯定句	
There's (is)	a big park near my home.
There're (are)	two little lakes in the park.
否定句	
There isn't (is not)	a park near my home.
There aren't (are not)	many trees in the park.
一般疑问句	
Is there	a lake near their house?
Yes, there is. / No, there isn't.	
Are there	any parks near your home?
Yes, there are. / No, there aren't.	
特殊疑问句	
How many shops are there?	

➡ *Grammar Summary 7, page 92.*

Example

There isn't a forest near our school.

- 1 a forest ✗ 2 hills ✓
 3 a small lake ✓ 4 a park ✗
 5 a playground ✗ 6 a river ✓
 7 many shops ✗ 8 a big supermarket ✓

7 **Your Turn** Write sentences about places near your home.



Example

There isn't a big supermarket near my home. There are some small shops.

Speaking

8 **Pair Work** Ask and answer questions about places near your home.

Example

- A:** *Is there a big supermarket near your home?*
B: *No, there isn't, but there are some small shops.*

Pronunciation: /k/

9 Listen and write the letters with the /k/ sound.

This is my
 __ousin __ate.

She's a __oo__.

She __oo__s
 chi__en.

Where?

In the __itchen,
 of __ourse.



10 Listen again and read aloud.

Communication Workshop

Reading

- 1 Read the email. Which is Linlin's room? Choose the correct picture below.



To: tina9756@email.com
From: linlin11@email.com
Subject: My room

Hi, Tina,

I like your room. Here's mine. It's small but tidy. My favourite colour is green. You can see that, right? There is a bed in my room. It's soft. I like it. There are some books on the shelves above the bed. But not all of them are mine. Some are my brother's. There's a big window beside my desk. I can see lots of children in the playground down there. It's fun.

Do you like my room?

Talk soon,
Linlin

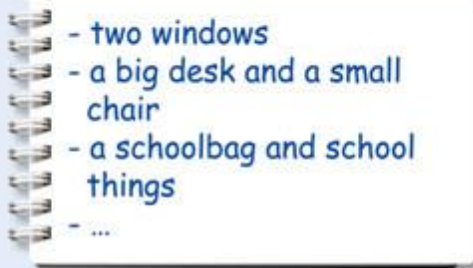


Writing

2 What's in your room? Tick or write.

- | | | | |
|---------------|--------------------------|---------|--------------------------|
| window | <input type="checkbox"/> | drawers | <input type="checkbox"/> |
| bed | <input type="checkbox"/> | chair | <input type="checkbox"/> |
| desk | <input type="checkbox"/> | TV | <input type="checkbox"/> |
| computer | <input type="checkbox"/> | books | <input type="checkbox"/> |
| school things | <input type="checkbox"/> | | |
| other | _____ | | |

3 Make some notes about your room.



4 Imagine Linlin is your penfriend. Write an email and tell her about your room.

🔍
🏠
✉️
📧
➡️
✖️
📄

To: _____

From: _____

Subject: _____

Hi, Linlin,

I like your room. Here's mine.
 There is a ...

Speaking

5 Exchange emails from Exercise 4 with another student. Read the email. Then ask and answer questions about each other's room.

Example

A: Are there any books in your room?

B: Yes. There are lots of books in my room.



Unit 3

Check Your Progress

A Write the missing letters in the blanks to complete the text.

Please put that 1 b_x beside the
2 be_ in our 3 ___ room. Then put the
TV in the 4 l _____ room beside the
5 l_p. The 6 fr ___e is in the
7 k _____en behind the dining
8 t_b_.. Our 9 tow___ are in the
10 _____ room.

B Look at the pictures and put the words in the correct group.

a / an	
a pair of	

C Write the correct word in each blank.

- 21 My grandpa and grandma exercise in the p_____ every morning.
- 22 That's my mum's favourite s_____. You can buy lots of nice food there.
- 23 My brother and I go fishing in a small r_____ near our home.

D Complete the sentences with *in front of*, *above*, *below*, *beside* or *behind* according to the pictures.

- 24 The books are _____ the schoolbag.
- 25 She's _____ the chair.
- 26 The clock is _____ the TV.
- 27 The blue ball is _____ the red ball.
- 28 She's _____ her brother.



E Complete Cindy's letter with *is*, *are*, *isn't* or *aren't*.

I live in the country. There 29 _____ a hill near my home. It's my favourite place. There 30 _____ a lake, but there 31 _____ a river next to my friend's house. We like to go fishing there, but there 32 _____ many fish. There 33 _____ many big shops here, but that's OK. We have some nice small shops.



Where Do They Live?

1 Where do the students live? Match the paragraphs with the pictures.

1 I live in a small town in England. There aren't many people in our town. We live in a house with a nice garden.

2 I live in Beijing. It's a big city. There are lots of people and there isn't much space for everybody. We live in an apartment.

3 I live in Mongolia. My family often moves so we live in a ger. It's a kind of tent. It's very warm inside.

4 I live in a mobile home in the US. It's small, but it has everything we need.



2 Where do you live? Tell the class.

Memory Tip

Do you have problems with remembering new words? Here is a memory tip.

- 1 Label the things in your room, like this.
- 2 Take a photo or draw your room. Bring the picture to class.
- 3 Tell your classmates about the things in your room.



I have a nice room. There is a big window in my room. I have a small bed ...

Unit Diary

How well can you do these?



Language and Skills	<ul style="list-style-type: none"> • I can talk about things at home. • I can talk about who things belong to. • I can describe places near my home. • I can read texts aloud confidently. 	<input type="checkbox"/> <input type="checkbox"/> <input type="checkbox"/> <input type="checkbox"/> <input type="checkbox"/> <input type="checkbox"/> <input type="checkbox"/> <input type="checkbox"/> <input type="checkbox"/> <input type="checkbox"/> <input type="checkbox"/> <input type="checkbox"/>
Culture	<ul style="list-style-type: none"> • I know some different places where people live. 	<input type="checkbox"/> <input type="checkbox"/> <input type="checkbox"/>
Study Skills	<ul style="list-style-type: none"> • I can use a memory tip to help me remember new words. 	<input type="checkbox"/> <input type="checkbox"/> <input type="checkbox"/>

Unit 4

- Talk about personal interests and abilities.
- Read about people's abilities.
- Listen to an interview.
- Write about yourself and your friends.
- Learn about *Wh*-questions and the modal verb *can*.



Interests and Skills

Getting Ready

1 Look at the photos. What do the people in the photos like?



Key Words: Interests

art, chess, computer, computer game, film, language, music, reading, sport

Example

The woman in Photo A likes art.

2 Which of these things do you and your family members like? Talk in pairs.

Example

A: *Do you like chess?*

B: *No, I don't. My dad likes it. I like sports and music.*

10 My Interests

Warm-up

1 Write the Key Words in the boxes.

Key Words: Interests

baseball, drawing, football, making models, painting, playing chess, running, singing, table tennis, tennis, volleyball

Art	Music
Sports	Other Interests

Reading

2 Read and complete the dialogue. Then listen and check.

- a) the Cooking Club b) the Painting Club
c) the Running Team d) the Singing Club

Ann: Lucy! This is the list of clubs and teams. Which club do you like?

Lucy: Me? I don't know. I love pop music.

Ann: Me too! Hey, I know. You can join 1 _____.

Lucy: Yeah, that's a good idea.

Ann: And you, Alex? Which club do you like?

Alex: Well, I'm not sure.

Ann: What about 2 _____?
You like running.

Alex: No, I don't. I like table tennis. I also like painting.

Ann: Ah, yes. There's 3 _____.
That's for you.

Alex: Yes, that's great.

Lucy: How about you, Ann?

Ann: Me? I'm in 4 _____!

Lucy: Cooking? That's boring!

Ann: No, it's not. It's fun!



3 Read the dialogue again and complete the table.

	Interest(s)	Club/Team
Ann		
Alex		
Lucy		

Interests and Skills

Vocabulary *also / too*

- 4 Look at the Sentence Builder and rewrite the sentences with the words in brackets.

Sentence Builder

I **also** like pop music. = I like pop music, **too**.

- 1 She likes singing. (too)
- 2 Football is my favourite sport. (also)
- 3 We really like making models. (too)
- 4 My parents love pop music. (also)

Function 同意和不同意

- 5 Read the Key Expressions.

Key Expressions: Agreeing and disagreeing

I love pop music. Me too!
 You can join the Singing Club.
 Yeah, that's a good idea.
 You like running. No, I don't.
 That's for you. Yes, that's great.
 That's boring. No, it's not.

- 6 Read the sentences and choose the best responses.

- 1 I love school shows.
 - a) No, it's not.
 - b) Me too.
 - c) Yes, that's great.
- 2 Painting is fun.
 - a) Me too.
 - b) No, it's not.
 - c) Yeah, that's a good idea.
- 3 We can play chess after class.
 - a) No, I don't.
 - b) Me too.
 - c) Yeah, that's a good idea.
- 4 You like cooking.
 - a) Yes, that's great.
 - b) Me too.
 - c) No, I don't.

Speaking

- 7 **Your Turn** Talk with your partner about two things you like and two things you dislike.

Example

A: I like painting.

B: Me too!

A: I think tennis is boring.

B: No, it's not. It's fun.

Pronunciation: /ʊ/

- 8 Listen and fill in the blanks.

Mr C__k has some
b__ks.

Where are the b__ks?
They're under his
f__t.

Don't p__t the b__ks
under your f__t, Mr
C__k!



- 9 Listen again and read aloud.



11 A Skills Survey

Warm-up

- 1 Look at the information below and put it into the correct circle on the right.

swim, Jane Hill, Chinese, ten years old, English, from England, paint, play basketball, ride a bike, use computers

Personal information

Skills

Languages

Reading

- 2 Read the survey. Match the parts 1-3 with the pictures a-c.

Skills Survey

1 Personal information

What's your name?

How old are you?

Where are you from?


2 Skills


What can you do?


<input type="checkbox"/> a) use a computer	<input type="checkbox"/> b) paint and draw
<input type="checkbox"/> c) cook	<input type="checkbox"/> d) act
<input type="checkbox"/> e) play basketball	<input type="checkbox"/> f) play chess

3 Languages

What languages can you speak?

a 

b 

c 

3 Listening

3 Listen to the interview with Tom Chen. Complete the survey.

Interests and Skills

Vocabulary

- 4 Complete the Word Builder with the nouns from Exercise 1.

Word Builder			
verbs	nouns	verbs	nouns
play	basketball	use	
ride		speak	

Grammar 特殊疑问句

- 5 Match the questions 1–8 with the answers a–h.

1 How old are you?	a) Mr Wall is.
2 What can you do?	b) Two.
3 What's your name?	c) I can use computers.
4 Where are you from?	d) I'm fourteen.
5 Who's your PE teacher?	e) Tom Chen.
6 How many languages can you speak?	f) I'm from Canada.
7 Which languages are they?	g) I play basketball on weekends.
8 When do you play basketball?	h) English and Chinese.

⇒ Grammar Summary 8, page 92.

- 6 Complete the questions with the correct question words. Then answer them.

- _____ people are there on a football team?
- _____ is the next Olympics? (year)
- _____ is your favourite sport?
- _____ sport is your favourite?
- _____ is David Beckham?

Speaking

- 7 Your Turn Ask and answer the questions below in pairs.

Example

A: How many students are there in your class?

B: Forty-one.

- How many ...? (students in your class / school)
- Who ...? (your maths teacher / PE teacher)
- Where ... from? (your grandpa / teacher / friend)
- What's in ...? (your schoolbag / classroom)

Pronunciation: /u:/, /ju:/

- 8 Listen and write the words in the correct columns.

Luke is a new student at our school. Now he's at home in his room. It's dark. It's not the afternoon. Luke can hear beautiful music and see a big blue moon. Can you see it, too?

/u:/	/ju:/
Luke	new

- 9 Listen again and read aloud.

12 China's Got Talent

Warm-up

- 1 Look at the Key Words. Which things can you do?



Key Words: Abilities

act, cook, dance, draw, paint, play the guitar, play the piano, play volleyball, sing, swim, take photos, write songs

Example

*I can draw and play volleyball.
I can't write songs.*

Some people do not have arms or legs, but they can do lots of things. Liu Wei is one of them. What can he do?



Reading

- 2 Read the article. Which abilities do you share with Liu Wei?



He can swim. He can sing. He can write and he can play the piano. He cannot play with his hands. He has no arms. He plays with his feet.

Liu Wei is from Beijing. He is famous all over the world now. He is the winner of "China's Got Talent 2010". He is good at music and he can play the piano very well.

He can play lots of songs but he cannot play every song, of course. The keys must be near each other.

He writes his own songs and he is a singer, too.

- 3 Read the article again and answer these questions.

- 1 Why is Liu Wei famous?
- 2 What is he good at?
- 3 How does he play the piano?



- 4 Listen and read aloud.

Interests and Skills

Vocabulary

5 Look at the example and complete the Word Builder.

Example win - winner

Word Builder	
Verb	Noun
swim	
run	
sing	
play	
work	

Grammar: can / cannot (can't)

6 Complete the table with *can* or *can't*.

肯定句			
I/You/He/She/It/We/They	1 _____	sing.	
否定句			
I/You/He/She/It/We/They	2 _____	cook.	
一般疑问句		答句	
Can	I/you/he/she/it/we/they	swim?	Yes, I/you/he/she/it/we/they 3 _____. No, I/you/he/she/it/we/they 4 _____.
特殊疑问句			
What 5 _____	I/you/he/she/it/we/they	do?	

➔ Grammar Summary 9, page 93.

7 Correct the sentences about Liu Wei.

- Liu Wei cannot swim.
- He can play the piano with his hands.
- He can play every song.
- He cannot sing.

Speaking

8 **Pair Work** Look at the table below. Ask and answer questions about Jimmy and Wei Fang.

Example

A: Can Jimmy play the guitar?

B: Yes, he can.

	Jimmy	Wei Fang
play the guitar	√	x
swim	x	√
paint with his feet	x	√
write songs	√	x

9 **Your Turn** Ask and answer questions about your abilities in pairs.

Example

A: Can you act?

B: No, I can't. Can you play chess?

A: Yes, I can.

Pronunciation: /s/, /z/

10 Listen and follow the words to the correct circle. Then write the correct number in each circle.

